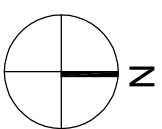
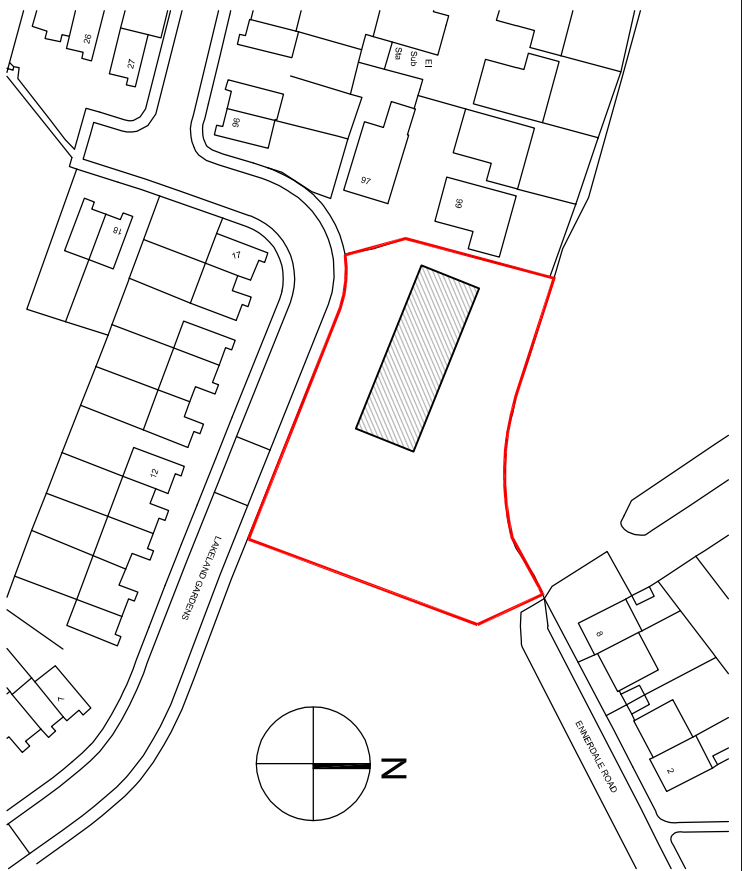
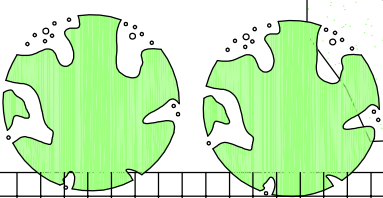


Site Plan @ 1:1250

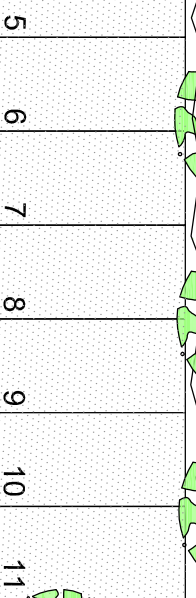


External Activities Space
Site Area = 1941 sqm

Link to playing fields.



16 Car Parking Space
(Including 2 Disabled Spaces)





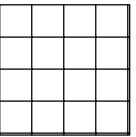
New Tarmac Surface

Entrance

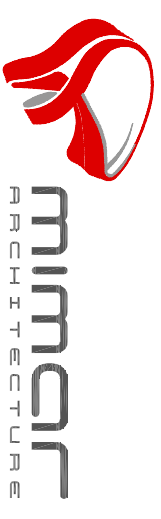
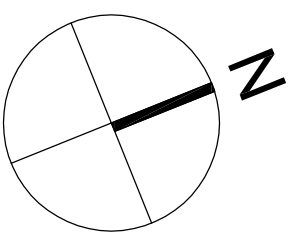
Cycle Racks

Link to playing fields.

Key to Areas

-  Tarmac Access Road To Car Park
-  Landscape Area
-  Paving to LA Approval

This drawing & design is the copyright of Mimar architecture Ltd and may not be reproduced in any way without prior written consent.
Do not scale from this drawing.
Any discrepancies on this drawing or between drawings are to be reported to this office.
Unless specifically specified these drawings are not to be used for construction.



www.mimararchitecture.com
The Polygon, 2 Stamford Road, Bowdon, Cheshire, WA14 2JU
T: 0333 123 5115 e:info@mimararchitecture.com
Company Reg No. 7241272

Project: Gillibrands Community Centre

Client: Redrow - Taylor Wimpey

Drawing Title: Proposed Site Plan

Project No.	Drawing No.	Scale.	Revision.	Date.
0162	01	1:200	-	NOV 11

3a Burnett Street, Little Germany, Bradford
BD1 5AP
T: 0333 123 5115